



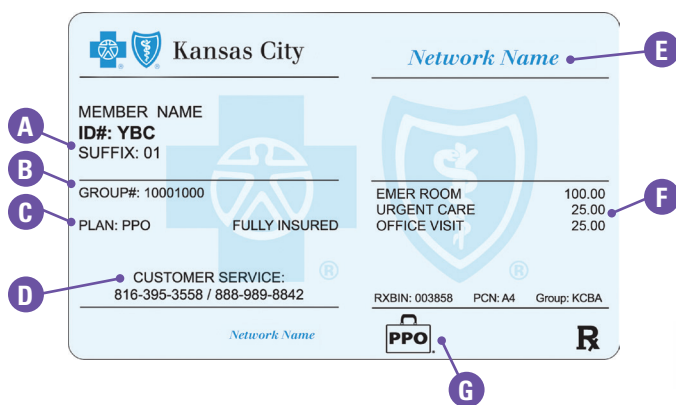
Kansas City

# HOW TO REGISTER ON MYBLUEKC.COM

The Blue Cross and Blue Shield of Kansas City (Blue KC) member ID card is your key to unlocking all the coverage and benefits your plan has to offer.

## Step 1: Understand Your Member ID Card

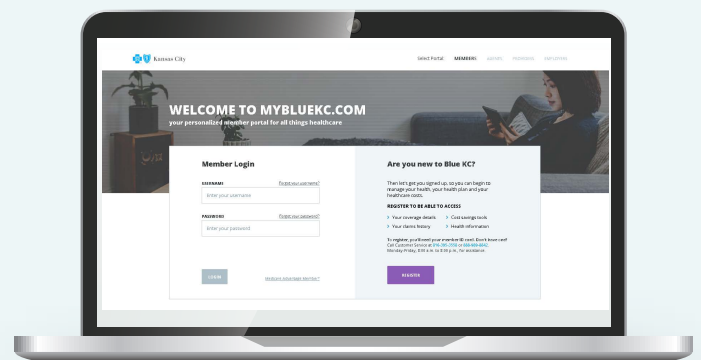
To make sure you are covered, present your card when you visit your doctor to receive healthcare services or fill a prescription.



- A Member ID and Suffix Numbers:** These are the numbers we use to identify you and your policy. It's also what providers use to file claims on your behalf.
- B Group Number:** This number is used to classify our members into groups, usually by the employer that issued the plan.
- C Plan Type:** This describes what type of insurance plan you have (for example, a PPO plan).
- D Customer Service Phone Number:** Call this number when you have a question about your Blue KC policy. Our Customer Service staff is available Monday through Friday from 8 a.m. to 8 p.m. Central Time.
- E Network Name:** This is the network of hospitals, physicians and pharmacies that accept your Blue KC policy. It's important that you see healthcare providers who are in your network to ensure you receive the maximum benefits.
- F Copayment:** The amount you pay each time you receive a covered healthcare service.
- G Suitcase:** Some Blue KC members have access to our "BlueCard" program, which extends the benefits of your Blue KC plan to all 50 states.

## Step 2: Register for Your Health Portal

Use your card to register for your personalized health portal on [MyBlueKC.com](https://mybluekc.com).



Blue KC understands the complexities of healthcare. That's why we've developed a website just for you.

- ➔ Go to [MyBlueKC.com](https://mybluekc.com) and log in.
- ⊕ If you haven't previously registered, click the **Register** button.

**You will need your member ID card to complete registration.**

The registration form includes the following fields:

- 01 | ID NUMBER:** ABC000000000
- 02 | SUFFIX:** 00
- 03 | GROUP NUMBER:** 00000000
- 04 | DATE OF BIRTH:** Enter Your DOB (MM/DD/YYYY)
- 05 | ZIP CODE:** Enter Your ZIP Code (12345)

Callout A points to the ID NUMBER field, and callout B points to the SUFFIX field.

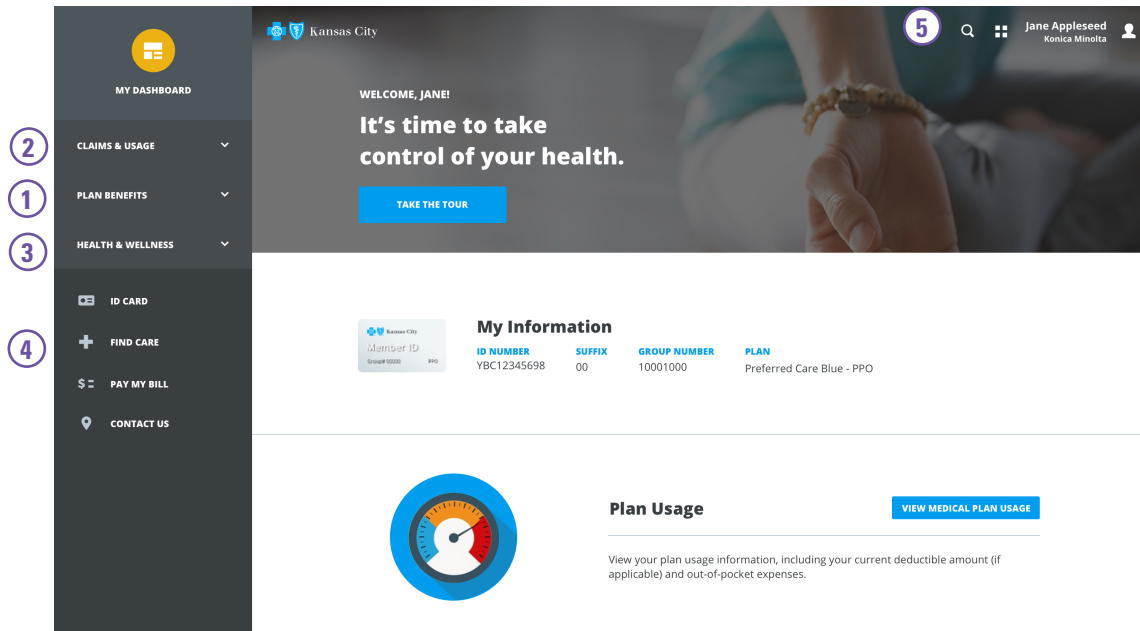
**Please Note:** The Suffix is **00** for the Employee, **01** for the Spouse, and **02, 03, 04** etc. for each Dependent.



Kansas City

# YOUR MEMBER PORTAL

You deserve to enjoy all the benefits of being a Blue KC member, and our member portal can help you find just what you need. Simply register online at [MyBlueKC.com](https://MyBlueKC.com) to take advantage of the tools and information available to you.



**1 Plan Benefits** – View your medical contract, summary of benefits and coverage, and more. If your Blue KC policy includes pharmacy benefits, you'll have tools to help you locate a pharmacy, learn about the differences between generic and brand name medications, save on prescriptions and access the Blue KC Prescription Drug List.

**2 Claims & Usage** – Check the status of your claims and export a list of past claims. You can view a copy of your Explanation of Benefits, which you receive after every visit to a healthcare provider. This section also includes graphs to illustrate your plan usage.

**3 Health & Wellness** – We're proud to offer a variety of resources to help you stay healthy and live well. Learn more about our *A Healthier You* wellness program and *Healthy Companion* condition management program.

**4 Find Care** – This is where you can access the Blue KC Doctor and Hospital Finder. See which healthcare providers are covered by your network, and search for ones who can meet your specific needs. From this section you can also search for a pharmacy or dentist.

**5 Ask Us** – Get answers to questions about your Blue KC policy or health insurance in general.

**Questions?** Contact the Blue KC Customer Service number found on your Member ID Card.